



USER GUIDE

WBBPE ONLINE APPLICATION SUBMISSION SYSTEM FOR TET EXAM -2017 (PRIMARY)

Creation Date: June26, 2017

Last Updated: Oct 09, 2017

Control Number: [UD.DT.01](#)

Version: 1

Approvals:



Contents

Read This First	3
What is the Purpose of This Guide?	3
Use WBBPE Online system.....	4
Home page.....	4
How to Register Yourself	4
How to login to the system	6
How to use Application Form-up	6
How to use Forgot Password	13
How to use Change Password	14
How to use Help Desk	15

Read This First

Welcome to the [WBBPE Online](#) application submission system for TET-2017. This guide tells you how to use the system.

What is the Purpose of This Guide?

The purpose of this guide is to help the user in performing operations with the system, e.g.

- Registering yourself
- Application Form fill-up
- Online payment and Download application form in pdf

■

Use WBBPE Online system

This section describes how you use WBBPE Online application submission system for TET Exam – 2017 (PRIMARY).

Website URL : <http://www.wbbpeonline.in>

Home page

WBBPE ONLINE APPLICATION SUBMISSION SYSTEM FOR TET EXAM - 2017 (PRIMARY)

NOTICE

- Notification for WBTET 2017 - English
- Form Filling Instruction
- Frequently Asked Question

IMPORTANT DATES

- Submission of Online Application Form
- Last Date of Fees Payment
- Online Mode :
- Last Date of Printing Application Form:

New to registration

[Register Yourself](#)

Registered user

[Login Here](#)

Need Assistance

[Help Desk](#)

Best viewed in all modern browsers (latest versions): Chrome 40+, Firefox 40+, IE 9+ with minimum resolution of 1024x768
Please do not access this portal from any mobile devices.

Copyright © 2017 West Bengal Board of Primary Education, Kolkata. All rights reserved.

How to Register Yourself

To Register Yourself follow these steps:

Register

Name:*

Email:*

Mobile:*

Gender:* MALE ▾

Caste Certificate issued by the Govt. of West Bengal Yes No

Category (Caste):* SCHEDULED CASTE ▾

Physically Challenged (Disability 40% or above):* YES ▾ Type of Disability:* LOCOMOTOR ▾

[Send OTP](#) [Back](#)

*- indicates mandatory fields

- Step 1.** Click on “Register Yourself” button from the home page. The above screen will appear
- Step 2.** Enter Name, Email, Mobile and select Gender, Category(Caste)
- Step 3.** Select Physically Challenged(Disability 40% or above). If it is “Yes” , Type of disability drop down will appear
- Step 4.** Then press “Send OTP” Button

Verify OTP

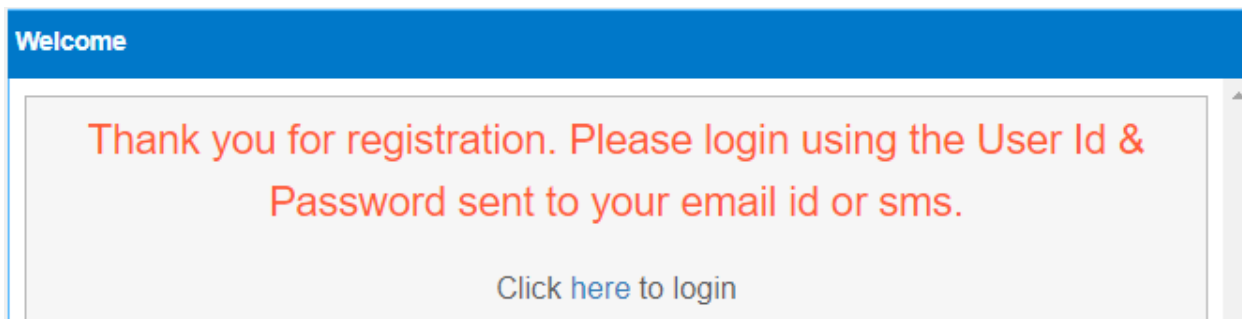
The screenshot shows a registration form titled "Register". The fields are as follows:

- Email:** dbbrtmandal@gmail.com
- Mobile:** [Redacted]
- Gender:** MALE
- Caste Certificate issued by the Govt. of West Bengal:** Yes No
- Category (Caste):** OTHER BACKWARD CASTE (CATEGORY A)
- Physically Challenged (Disability 40% or above):** YES
- Type of Disability:** LOCOMOTOR
- OTP:** 973743

At the bottom of the form, there are two buttons: "Verify OTP" (blue) and "Back" (red).

- Step 5.** It will send you One Time Password in your provided mobile no.
- Step 6.** If you do not receive OTP in your mobile within 45 secs “Verify OTP” Button will change as “Re-Send OTP”. You can resend your OTP maximum 3times after it will lock for some time

Thank you page for registration



- Step 7.** Once your registration is completed , you will get the above screen
- Step 8.** You will receive a SMS with system generated UserId and Password

How to login to the system

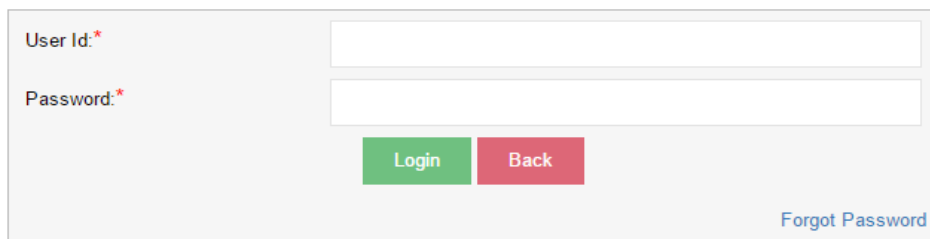
Login

Please enter your login credentials (User ID & Password) and click on the login tab to [enter into your account and complete the online application process](#) for the West Bengal Teacher Eligibility Test 2017

Note:

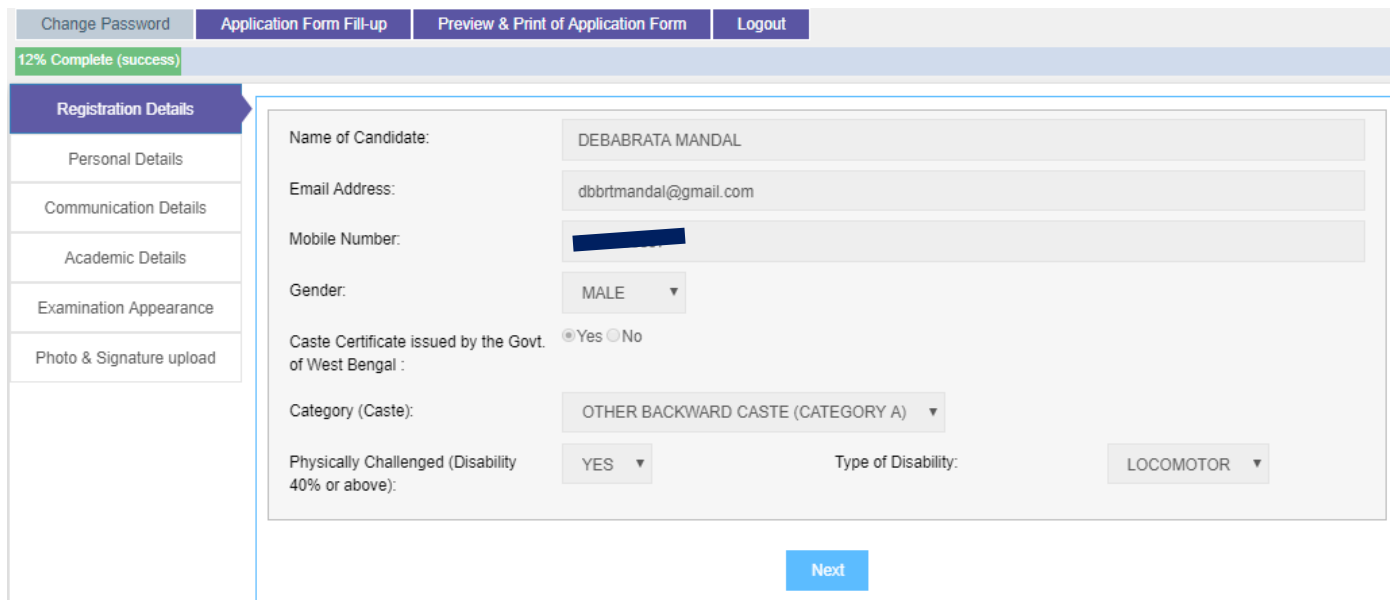
- 1. Your User Id is system generated and can not be changed.
- 2. For security reason you are required to change the system generated password into a choice of yours after initial /1st time login and after each reset request made into the system.

Star "*" marked fields are compulsory.



The login form contains two input fields: "User Id:*" and "Password:*". Below the fields are two buttons: "Login" (green) and "Back" (red). A link "Forgot Password" is located at the bottom right of the form.

- Step 1.** Click on **Login Here** button from the Home page. The above screen will appear
- Step 2.** Enter UserId and Password
- Step 3.** Press "Login" Button
- Step 4.** If you click on "Back" button it will redirect to Home page



The registration details form is shown with a progress bar at the top indicating "12% Complete (success)". The form includes the following fields:

- Name of Candidate: DEBABRATA MANDAL
- Email Address: dbbrtmandal@gmail.com
- Mobile Number: [Redacted]
- Gender: MALE (dropdown)
- Caste Certificate issued by the Govt. of West Bengal: Yes No
- Category (Caste): OTHER BACKWARD CASTE (CATEGORY A) (dropdown)
- Physically Challenged (Disability 40% or above): YES (dropdown)
- Type of Disability: LOCOMOTOR (dropdown)

A "Next" button is located at the bottom right of the form.

How to use Application Form-up

1st Section - Registration Details

Change Password | Application Form Fill-up | Preview & Print of Application Form | Logout

12% Complete (success)

Registration Details

Personal Details

Communication Details

Academic Details

Examination Appearance

Photo & Signature upload

Name of Candidate: DEBABRATA MANDAL

Email Address: dbbrtmandal@gmail.com

Mobile Number: [REDACTED]

Gender: MALE

Caste Certificate issued by the Govt. of West Bengal : Yes No

Category (Caste): OTHER BACKWARD CASTE (CATEGORY A)

Physically Challenged (Disability 40% or above): YES

Type of Disability: LOCOMOTOR

Next

It is showing registration information which is entered at the time of registration. Click on "Next" Button it will be redirected to following screen

2nd Section – Personal Details

Registration Details

Personal Details

Communication Details

Academic Details

Examination Appearance

Photo & Signature upload

Name of Candidate:* DEBABRATA MANDAL

Father's/Husband's Name:* N MANDAL

Mother's Name:* M MANDAL

Date of Birth:* 25-10-1982

Para Teacher(PBSSM approved Primary Para Teacher): NO YES

Period of Service: [REDACTED]

Ex-Serviceman: NO YES

Period of Service: [REDACTED]

Exempted Category(Land Looser, Ex-Census, etc. certified by the Govt. of West Bengal): NO YES

DH (Death-In-Harness): NO YES

Identity Details: PAN CARD

Identity Number: ANQPM5479D

Previous Next

Candidate has to fill-up his/her personal detail and press "Next" button to proceed to next section i.e. "Communication Details"

Previous – button will move to its previous section

3rd Section – Communications Details

Change Password	Application Form Fill-up	Preview & Print of Application Form	Logout
-----------------	--------------------------	-------------------------------------	--------

24% Complete (success)

Registration Details

Personal Details

Communication Details

Academic Details

Examination Appearance

Photo & Signature upload

Address Line 1:*

Address Line 2:

Address Line 3:

Town / City / Village:*

District:*

State/Union Territory:*

PIN Code:* Country:*

[Find your PIN code](#)

Candidate has to fill-up his/her Communication information as per mentioned in the above screen and press "Next" button to proceed to next section i.e. "Academic Details"

Previous - button will move to its previous section

4th Section Academic Details

Change Password	Application Form Fill-up	Preview & Print of Application Form	Logout
-----------------	--------------------------	-------------------------------------	--------

36% Complete (success)

Registration Details

Personal Details

Communication Details

Academic Details

Examination Appearance

Photo & Signature upload

Educational Qualification

Exam. Passed 10th / Equivalent

Name of Board / Council

Year of Passing * Full Marks *

Obtained Marks *

Exam. Passed 10+2 / Equivalent

Name of Board / Council

Year of Passing * Full Marks *

Obtained Marks * % of Marks

Exam. Passed Under Graduate(UG)

Name of University

Under Graduate Degree Course Name

Year of Passing

Teacher Training Course

Teacher Training Course: 2 YEAR DIPLOMA IN EDUCATION

Session: 2013-15

Recognizing Authority: RCI

Teacher training Course from the Institute*: TEST

Teacher Training Course from the State: WEST BENGAL

Name of the Affiliating Body/ Examining Body: ALI YAVAR JUNG NATIONAL INSTITUTE FOR HEARING HANDICAPPED, MUMBAI

Registration No: NO YES No* U2128O00000188

[Previous](#) [Next](#)

Candidate has to fill-up his/her academic information as per mentioned in the above screen and press "Next" button to proceed to next section i.e. "Examination Appearance"

Previous - button will move to its previous section

5th Section Examination Appearance

[Change Password](#) [Application Form Fill-up](#) [Preview & Print of Application Form](#) [Logout](#)

50% Complete (success)

Registration Details

Personal Details

Communication Details

Academic Details

Examination Appearance

First Language*: BENGALI

Second Language*: ENGLISH

[Previous](#) [Next](#)

6th Section Photo signature upload

[Change Password](#) [Application Form Fill-up](#) [Preview & Print of Application Form](#) [Logout](#)

62% Complete (success)

Registration Details

Personal Details

Communication Details

Academic Details

Examination Appearance

Photo & Signature upload

Photograph*: user13.jpg
(File size: minimum 20KB maximum 50 KB, Supported file type: JPG/JPEG, Maximum Image Dimension: 300px X 400px)

Signature*: user14.jpg
(File size: minimum 10KB maximum 20 KB Supported file type: JPG/JPEG Maximum Image Dimension: 300px X 150px)


[Previous](#) [Save & Preview](#)



In this section candidate has to upload his/her photograph and signature as per specified file

format and size.

Previous – button will move to its previous section

Save & Preview – button will be redirected to “Preview & Print of Application Form” page.

 West Bengal Board of Primary Education			
Acharya Prafulla Chandra Bhavan, DK - 7/1, Sector-II, Salt Lake City, Kolkata - 700091			
ONLINE APPLICATION FOR TEACHER ELIGIBILITY TEST (TET), 2017			
USER ID / APPLICATION NO : 1655363			
Personal Details :			
Name of Candidate :	DEBABRATA MANDAL		
Father's/Husband's Name :	N MANDAL		
Mother's Name :	M MANDAL		
Date of Birth :	25-10-1982	Gender :	MALE
Caste Certificate issued by the Govt. of West Bengal :	YES	Category (Caste) :	OTHER BACKWARD CASTE (CATEGORY A)
Physically Challenged (Disability 40% or above):	YES	Type of Disability :	LOCOMOTOR
Para Teacher(PBSSM approved Primary Para Teacher) :	NO	Period of Service :	0
Ex-Serviceman :	NO	Period of Service :	0
Exempted Category(Land Looser, Ex-Census, etc. certified by the Govt. of West Bengal):	NO	DH (Death-In-Harness):	NO
Identity Details :	PAN CARD	Identity Number :	ANQPM6656D
Communication Details :			
Address Line 1 :	KOLKATA 1		
Address Line 2 :	KOLKATA 2		
Address Line 3 :	KOLKATA 3		
Town / City / Village :	KOLKATA		
District :	ALIPURDUAR		
State/Union Territory :	WEST BENGAL		
PIN Code :	700046	Country :	INDIA
Mobile Number :	[REDACTED]		
Email Address :	dbbrtmandal@gmail.com		

Academic Details :					
Educational Qualification					
Exam. Passed	Name of Board / Council / University	Year of Passing	Full Marks	Obtained Marks	% of Marks
10th / Equivalent	WBBSE	2000	700	600	
12th / Equivalent	WBCHSE	2002	600	450	75.00
Teacher Training Course					
Teacher Training Course :		2 YEAR DIPLOMA IN EDUCATION			
Session		2013-15			
Recognizing Authority :		RCI			
Teacher Training Course from the Institute :		TEST			
Teacher Training Course from the State :		WEST BENGAL			
Name of the Affiliating Body/ Examining Body :		ALI YAVAR JUNG NATIONAL INSTITUTE FOR HEARING HANDICAPPED, MUMBAI			
Registration No		U2128O00000188			
Examination Appearance Details :					
First Language :			BENGALI		
Second Language :			ENGLISH		
Images uploaded by the Candidate :					
Photograph			Signature		
					
Payment Details					
Payment Mode	Payment Type	Amount in Rs	Payment Date	Transaction Reference No	
CREDIT CARD	Online	100.00	26-06-2017 21:32	e0bc58fd4fce3018815f	
Back & edit details			Download application form		

Back & edit details – candidate can edit his/her details before downloading the application form in pdf format

Download Application – button will download the application form in .pdf format. Once candidate clicks on this button continue for payment button will appear

[Continue for payment](#)

Continue for payment – button will be redirected to the Online payment screen

Exam fee information

Applicant's Name:	ARUNESH MAITY
Category (Caste):	GENERAL
Date of Birth:	07-06-1984
Gender:	MALE
First Language:	BENGALI
Applicable Exam Fees(Rs.):	100

Declaration

hereby declare that I have previewed the Application Form by clicking on the Preview Application Button and confirm that all the data reflecting in the preview are correct. I also declare that all the statements made in this application are true, complete and correct to the best of my knowledge and belief and in the event of any information being found false/incorrect my candidature is liable to be cancelled even after qualifying the Teacher's Eligibility Test or during process of recruitment/or after recruitment.

[Pay Now](#) [Back](#)

Click on check box on the declaration section and press "Pay Now" button

Back-button will redirect to initial page of Application Form

Payment page

Amount. Rs. 100.00 Transaction ID: c1f45f298e05e5720f08

Choose a payment method PAYU is now PayU**biz**

Credit Card

Debit Card

Debit Card (ATM PIN)

Net Banking

UPI

PayUmoney****

Amex ezeClick

EMI

Card Type VISA MasterCard AMERICAN EXPRESS Diners Club International

Card Number

Name on Card

CVV Number What is CVV number?

Expiry Date

Note: In the next step you will be redirected to your bank's website to verify yourself.

[Pay Now](#) or [Click here to go back](#)

Fill-up with necessary information as mentioned in the above screen and press "Pay Now" button. If everything is OK you will get the following screen

100% Complete (success)

Your payment has been received successfully. Click on the 'Print Application Form' button below to obtain the application for printing.

Payment receipt	
Candidate Name	ARUNESH MAITY
Amount(Rs.)	100
Transaction No	c1f45f298e05e5720f08
Date and time	13-06-2017 23:25
Status	Payment successful

[Print Application Form](#)

This is a successful payment received page.

Print Application Form - It will download application form with payment information

How to use Forgot Password

To use [Forgot Password](#) follows these steps:

Forgot Password

User Id:*

Name:*

Mobile:*

Gender:* MALE ▼

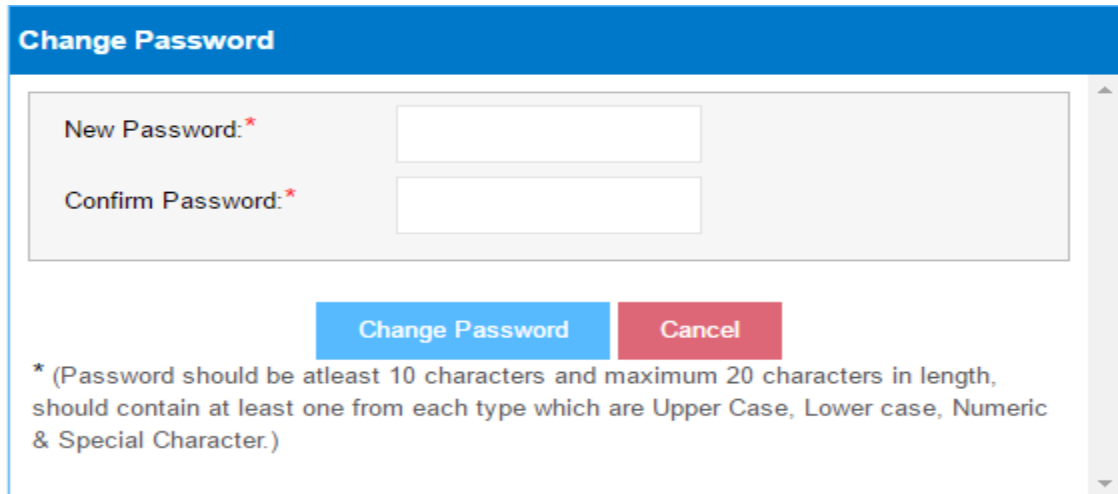
Category (Caste):* GENERAL ▼

Submit
Cancel

Step 1. Enter UserId, Name, Mobile, Gender and Category which are entered at time of registration

Step 2. Press "Submit" Button. If everything is OK , login information will be sent to candidate's emailid

How to use Change Password



Change Password

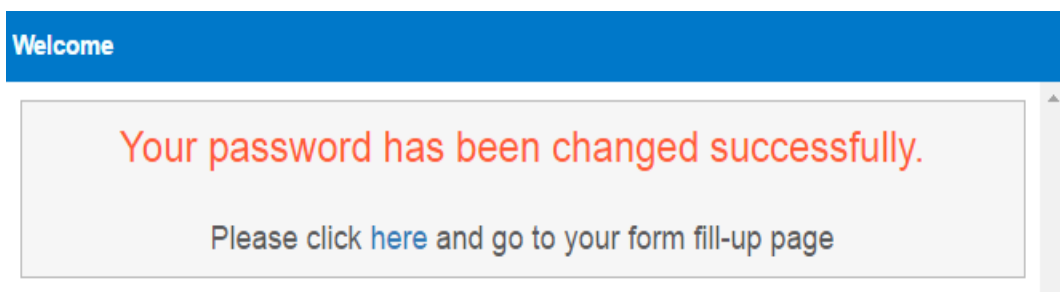
New Password:*

Confirm Password:*

[Change Password](#) [Cancel](#)

* (Password should be atleast 10 characters and maximum 20 characters in length, should contain at least one from each type which are Upper Case, Lower case, Numeric & Special Character.)

- Step 1.** Enter New Password and Confirm Password
- Step 2.** Press “Change Password” Button.
- Step 3.** If it is OK, will redirect to the following screen

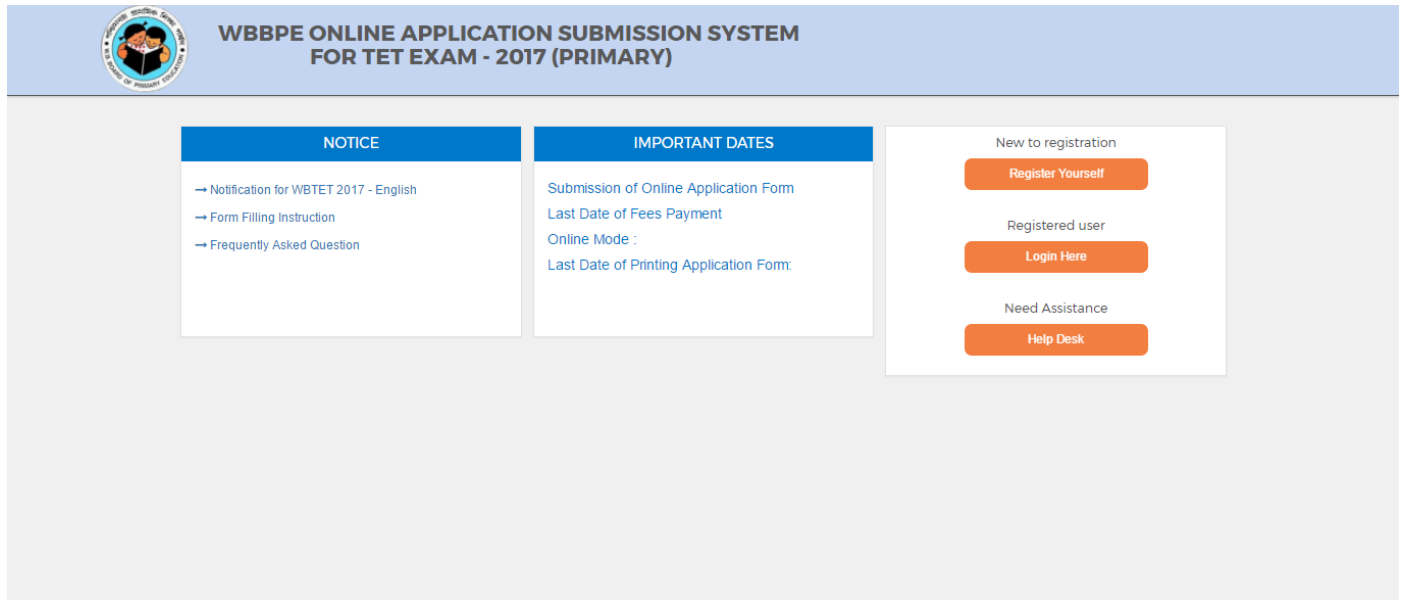


Welcome

Your password has been changed successfully.

Please click [here](#) and go to your form fill-up page

How to use Help Desk



WBBPE ONLINE APPLICATION SUBMISSION SYSTEM FOR TET EXAM - 2017 (PRIMARY)

NOTICE

- Notification for WBTE 2017 - English
- Form Filling Instruction
- Frequently Asked Question

IMPORTANT DATES

- Submission of Online Application Form
- Last Date of Fees Payment
- Online Mode :
- Last Date of Printing Application Form:

New to registration

[Register Yourself](#)

Registered user

[Login Here](#)

Need Assistance

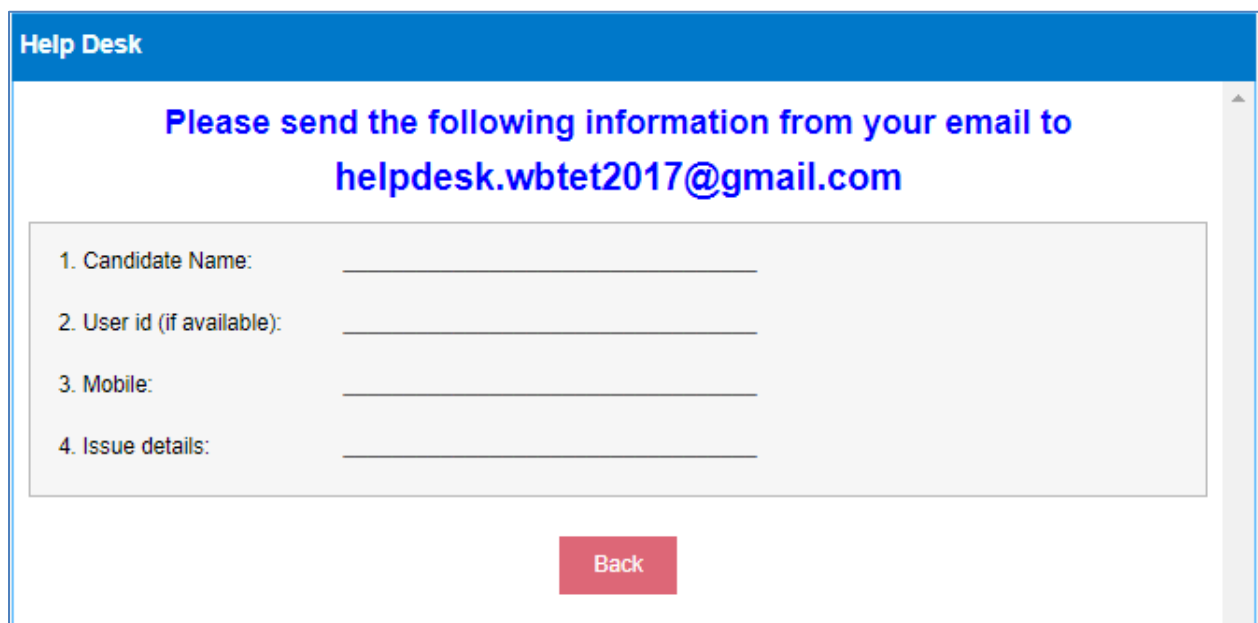
[Help Desk](#)

Best viewed in all modern browsers (latest versions): Chrome 40+, Firefox 40+, IE 9+ with minimum resolution of 1024x768
Please do not access this portal from any mobile devices.

Copyright © 2017 West Bengal Board of Primary Education, Kolkata. All rights reserved.

Step 1. Click on “Help Desk” button from the Home page

Step 2. Following screen will appear



Help Desk

**Please send the following information from your email to
helpdesk.wbtet2017@gmail.com**

1. Candidate Name: _____

2. User id (if available): _____

3. Mobile: _____

4. Issue details: _____

[Back](#)